

## First envisioned in 1900 by steel magnate and philanthropist Andrew Carnegie

Carnegie Mellon University has steadily built upon its foundations of excellence and innovation to become one of America's leading universities. The university's unique approach to education — giving students the opportunity to become experts in their chosen fields while studying a broad range of course work across disciplines — creates leaders and problem solvers for the changing marketplace of today and tomorrow.

Students in this private, co-educational university come from 48 states and more than 70 countries. Each year, Carnegie Mellon enrolls a diverse freshman class of approximately 1,550 students. The total undergraduate population is 6,400. Students come from a variety of economic, social and cultural backgrounds and represent a wide range of academic and artistic interests.

### Colleges and Undergraduate Programs

College of Engineering

College of Fine Arts (CFA)

Dietrich College of Humanities and Social Sciences (DC)

Information Systems (IS)

Mellon College of Science (MCS)

School of Computer Science (SCS)

Tepper School of Business (TPR)

### Interdisciplinary Studies

Bachelor of Computer Science & Arts (BCSA) Intercollege Degree Program

Bachelor of Humanities & Arts (BHA) Intercollege Degree Program

Bachelor of Science & Arts (BSA) Intercollege Degree Program

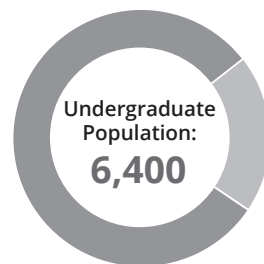
Integrative Design, Arts and Technology (IDeATe)

## Location



Carnegie Mellon's 148-acre campus is located in the Oakland neighborhood of Pittsburgh, five miles from the downtown area. As home to several of the city's colleges, universities, museums and hospitals, Oakland offers many activities and resources to area students. While Carnegie Mellon has the collegiate feel of a residential campus, the surrounding Pittsburgh community provides all of the cultural and social advantages of a big city.

## Student Diversity



Freshman Enrollment: 1,573

50% Female

50% Male

15% African American, Latino or Native American

16% International

10% First Generation College Students

16% Pell Grant Recipients

### #YouAreWelcomeHere

Carnegie Mellon University has a long-standing history of supporting policies that cultivate a diverse and inclusive community that is the foundation for excellence in learning, research, creativity and human development. Diversity is our strength, and by bringing together our different backgrounds and experiences, we can solve society's biggest challenges with new approaches and innovative research. Our goal is to create an atmosphere that cultivates a sense of community, diversity and inclusion within the university, while also embracing each student's individuality.

Carnegie Mellon's Center for Student Diversity and Inclusion (The Center) offers resources to enhance the student experience in dimensions such as access, success, campus climate

and intergroup dialogue. Additionally, The Center supports and connects historically underrepresented students and those who are first in their family to attend college in a setting where students' differences and talents are guided, appreciated and reinforced. Staff in the Center for Student Diversity and Inclusion partner with students to offer programs and initiatives to increase awareness and engage the community in creating a vibrant and inclusive campus environment. Initiatives coordinated by The Center include, but aren't limited to:

- First Generation/First in Family to Attend College Programs
- LGBTQ+ Programs
- Race and Ethnically-Focused Programs
- Transgender and Non-Binary Student Programs
- Women's Programs

## Faculty

Faculty members are practicing professionals at the forefront of their respective fields. These professors, instructors and lecturers are in the classroom, lab, studio or work place creating new knowledge on a daily basis and passing that

knowledge on to their students. More often than not, they teach both undergraduate and graduate courses. Undergraduates have the opportunity to work on groundbreaking research projects with these award-winning faculty members.

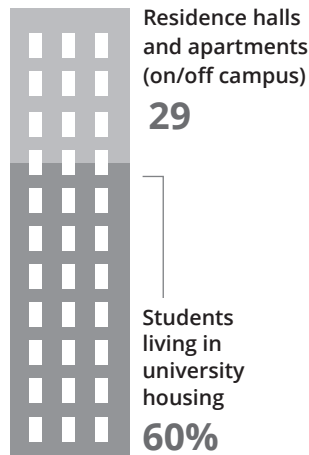



Student to Faculty Ratio  
13:1

65% of undergraduate courses have fewer than 20 students

97% of faculty have a Ph.D. or other terminal degree

## Facilities and Housing



## Admission

At Carnegie Mellon, we select our freshman class from a large group of very qualified candidates. We use a variety of factors to select our first-year class, including high school performance, standardized tests, teacher and counselor recommendations and non-academic information. Non-academic information includes extracurricular contributions, passion and perseverance, leadership and community engagement, the Common Application essay and Carnegie Mellon short answer questions. We've eliminated demonstrated interest as a consideration in our admission process. We no longer accept supplementary submission of materials, including resumes, research abstracts, writing samples, multimedia demonstrations of talents and maker portfolios.

### Cost (2018-19 Academic Year)

Tuition	<b>\$54,244</b>
Fees	<b>\$1,221</b>
Room/Board	<b>\$14,418</b>
Books/Misc.	<b>±\$2,400</b>
Transportation	<b>varies</b>
<b>TOTAL</b>	<b>\$72,283+</b>

### Financial Aid Statistics for the 2018-19 First-Year Class

(U.S. citizens and eligible non-citizens only)

76% of financial aid applicants received need-based financial aid

49% of enrolled U.S. citizens and permanent residents received need-based financial aid

\$32,107 – average financial aid package

\$39,792 – average grant award

### KEY

<b>CFA</b>	College of Fine Arts
<b>DC</b>	Dietrich College of Humanities and Social Sciences
<b>Engineering</b>	College of Engineering
<b>IS</b>	Information Systems
<b>MCS</b>	Mellon College of Science
<b>SCS</b>	School of Computer Science
<b>TPR</b>	Tepper School of Business
<b>BXA</b>	Intercollege Degree Programs

## Athletics and Activities

- 19** NCAA Division III Varsity teams
- 45+** Club teams and intramural sports
- 300+** Clubs and student organizations

Carnegie Mellon University  
**TARTANS**



<input type="checkbox"/> The Tartan Newspaper	<input type="checkbox"/> Society of Women Engineers
<input type="checkbox"/> Ballroom Dancing	<input type="checkbox"/> SCS4ALL
<input checked="" type="checkbox"/> Robotics Club	<input type="checkbox"/> Treblemakers
<input type="checkbox"/> Scotch'n'Soda Theatre	<input type="checkbox"/> Global Business Brigades
<input type="checkbox"/> The Thistle Yearbook	<input type="checkbox"/> Spring Carnival
<input type="checkbox"/> Kiltie Marching Band	<input checked="" type="checkbox"/> Solar Racing
<input type="checkbox"/> Masters of Flying Objects	<input type="checkbox"/> Debate, Mock Trial, Storytelling
<input type="checkbox"/> Amnesty International	<input type="checkbox"/> Net Impact
<input checked="" type="checkbox"/> Basketball Club	<input type="checkbox"/> ALLIES

(club and organizations sampling)

## First-Year Admitted Student Averages

	SAT-ERW*	SAT-M*	Rank	GPA	ACTE	ACTM	ACTC
<b>CFA</b>	660-730	670-780	13%	3.77	33	30	32
<b>DC</b>	710-760	740-800	6%	3.86	34	33	33
<b>Engineering</b>	710-760	770-800	5%	3.92	34	34	34
<b>IS</b>	700-760	770-800	5%	3.84	34	34	34
<b>MCS</b>	720-770	780-800	5%	3.92	34	34	34
<b>SCS</b>	740-780	790-800	2%	3.96	35	35	35
<b>TPR</b>	700-750	760-800	6%	3.88	34	33	33
<b>BXA</b>	720-770	740-790	4%	3.92	35	32	34

## Decision Plans

**Early Decision**, with a deadline of November 1, is for students who declare Carnegie Mellon as their first choice. This plan is a binding agreement; admitted students are expected to enroll.

**Regular Decision** is the plan we recommend for most applicants. Regular Decision applications are due on January 1 (December 1 for drama and music applicants) and notification occurs between March 15 and April 15.

**Early Admission** is for high school juniors planning to skip their senior year. The application deadline is January 1. Candidates are notified of a decision between March 15 and April 15.

## Fall 2018 Application Statistics

	Applications	Acceptance Rate	Enrolled
<b>CFA</b> School of Architecture	551	27%	48
<b>CFA</b> School of Art	828	16%	46
<b>CFA</b> School of Design	819	7%	35
<b>CFA</b> School of Drama	2,319	4%	60
<b>CFA</b> School of Music	832	6%	36
<b>DC</b>	5,691	14%	275
<b>Engineering</b>	10,374	11%	410
<b>IS</b>	1,631	6%	54
<b>MCS</b>	7,215	10%	232
<b>SCS</b>	8,733	5%	211
<b>TPR</b>	3,568	12%	157
<b>BXA</b>	N/A	72**	9
<b>TOTAL</b>	<b>43,169</b>	<b>17%</b>	<b>1,573</b>

\*Middle 50% range of SAT Test

\*\* Number of actual students offered admission to a BXA program — not an acceptance rate.

[cmu.edu/admission](http://cmu.edu/admission)